

A decorative graphic consisting of a dashed blue line that forms a path around the text. It starts at the top right with a paper airplane flying towards the left, loops around the text, and ends at the bottom right with another paper airplane flying towards the left.

# BACK TO SCHOOL GUIDE

REMIND *and* MOBILE CLASSROOM COMMUNICATION

02

The Home-to-School Connection

03

5 Steps to Get Started Using Remind

04

Helpful Tips to Get Students and Parents to Sign Up

Features for Teacheres

05

Tips for Using Remind in Your Classroom

Bonus Resources

# The Home-to-School Connection

**RELATIONSHIPS ARE AT THE HEART** of every school community. They consist of the connections between students, teachers, and parents that build an environment to foster learning. Relationships are also what guide students to fulfill academic goals, they are what raise children to build empathy, and they are what tie families and communities together. The backbone of the home-to-school connection consists of relationships and the communication that makes them thrive.

What are the best ways to connect with students and parents to strengthen student-parent-teacher relationships? Busy teachers don't always have time to call every single parent in their class (or classes) to share school information, and parents don't always reach out to teachers through a phone call—or even through e-mail! There is only one item that consistently follows both students, parents and teachers wherever they go: their cell phones.



90% of people in the world own a cell phone.

Furthermore, 92% of youth and 84% of parents identify text messaging as their favorite mobile activity.

It's clear that mobile messaging is a quick and effective way to connect with students and parents—and Remind wants to make this easier for you.

## Remind: Free, Safe and Simple.

Remind offers teachers a free, safe, and simple way to connect instantly with students and parents. Teachers can send or schedule messages, photos or documents directly to students' and parents' phones. Communication is safe because phone numbers are always kept private.



**1 OUT OF 5 TEACHERS**

in the US use Remind to connect with students and parents



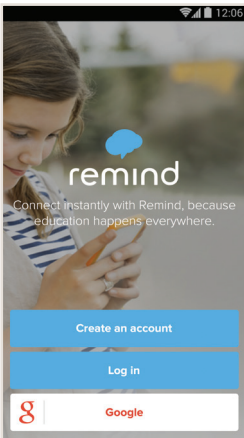
**PLUS MILLION MESSAGES**

are sent using Remind every month

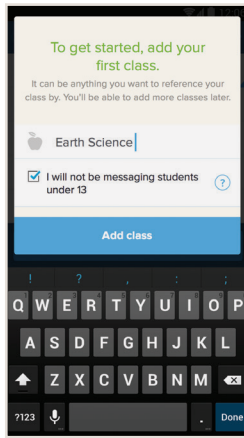
# 5 simple steps to get started with Remind

**TEACHERS, STUDENTS, AND PARENTS** can all sign up for Remind on the web or on our Android or iOS app. It takes less than 15 seconds to sign up and start connecting!

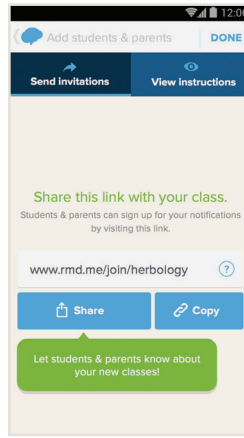
## A Account Creation for Teachers (App)



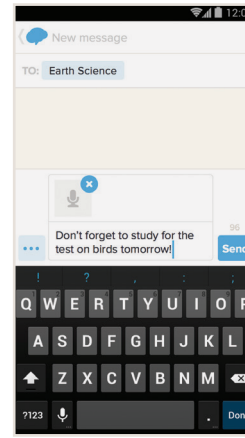
1. Create an account with your email and password



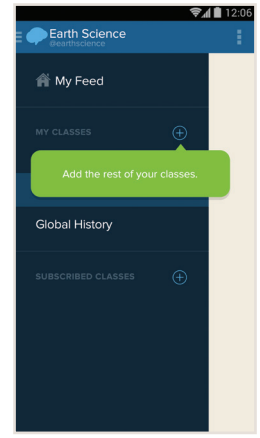
2. Create your first class



3. Invite your students and parents to subscribe to your class



4. Send your first message



5. Create the rest of your classes and add more

## B Ways for students and parents to subscribe to your class



Any teacher, student or parent can sign up via app, website, or mobile device (you do not need a smartphone to use Remind).

### APP

To have students and parents sign up via app, search for 'remind' in the App Store or Google Play store. Select role (student/parent) and create an account using their email. They will receive push notifications and can easily refer back to past messages.

### WEBSITE

Visit [remind.com/join](http://remind.com/join) and enter the unique class code

### MOBILE DEVICE

Have students and parents text "@class code" to your class phone number to sign up to messages via SMS. For example, if your class code is "@math" and the phone number is 555-555-5555, students and parents should text:

@math to the number 555-555-5555

*Note:* This method is only available in the U.S. and Canada.

To sign up for messages via email you'll send a blank email to ["their class code"@mail.remind.com](mailto:their_class_code@mail.remind.com).

So again if the class code was "math" you would send a blank email to: [math@mail.remind.com](mailto:math@mail.remind.com)

Remind has introduced safer sign up flows for students under 13 years of age. Within the class creation flow, teachers simply need to indicate if their classes contain subscribers under the age of 13. When you mark a class as 'under 13', all subscribers will be asked for their birthdate and a parent's email address when they join. Remind automatically notifies those parents via email that their child is now using the service.

## Tips to add students and parents to your classes

**ONCE YOU CREATE YOUR** Remind class, it will be important to encourage students and parents to join your class right away to receive class updates. Many teachers who use Remind are successful if they can invite at least 10 students and parents to join within the first week of school. Here are some ideas to make sure you reach all students and parents within your first week of creating a class:

### Parents

- Send home our parent letter at the beginning of the school year that instructs parents how to sign up. Simply fill in your class code and sign your name and it's good to go!
- Talk about Remind during back-to-school night. If you have all parents in your classroom at once, ask them to take out their phones and sign up on the spot.
- Leave fliers with your Remind class code at the front office and hand them out during morning assembly and afternoon pick-up.
- Post your Remind class code in your classroom or school website.
- Tweet your Remind class code and post it to Facebook.
- Enter the contact information of students and parents to send them a direct invitation to your class.
- Send classroom, school event, and field trip photos to parents who are signed up. Other parents will sign up in order to see and share those photos!

### Students

- If phones are allowed in the classroom, request that students subscribe to your Remind class on the first day.
- Post your class code on a bulletin board or poster in the classroom.
- Add your Remind class code to your syllabus with instructions to sign up.
- Send fun resources and images to your Remind class that will encourage students to sign up!

## Time-saving features for Teachers



### Safety Features

Phone numbers are always kept private so that teacher-student-parent communication is 100% safe and secure. You can also easily download your stored message history for any administrative requests.




### Scheduled Messages

Exam next month? Schedule your Remind message ahead of time on the calendar to make planning easier.



### Send to Few

In addition to broadcasting messages to your class, you can also message to small groups of students of three or more.



### Attach

Attach photos, documents and presentations to your messages. You can also see how many students have viewed your attachment and their names.

# You can try Remind today! No classroom changes required.

**TEACHERS AROUND THE WORLD** can use Remind to connect with students and parents today, regardless of grade level, subject or type of school.

## Lesson planning

Remind's Scheduled Messages feature lets you to plan an entire unit, or even school year, at a time!

## Homework assignments

Easily send your students and their parents the homework assignment each night through a quick Remind message.

## Class documents

Attach important class documents like field trip forms, back-to-school permissions, classroom schedules, and more to your messages.

## Questions for critical thinking

Extend learning beyond the classroom walls by sending your students preview questions for the next day's lesson.

## Motivational messages and images

Remind your students that they matter and their contributions are special in your classroom. Encourage them to reach their goals through motivational messages and inspirational images sent through Attach.

## Facts and tips

Send students daily facts or vocabulary words straight to their cell phones each day. You can also send them study tips and link to resources.

## Trivia

Send your students trivia questions based on the content they have learned in class. You can also send different questions to small groups of students of three or more to add more variety.

## Last-minute schedule changes

Alert your students and their parents of last-minute schedule changes in the school or class calendar. You can also update parents on student project presentation times and locations, as well as any parent-teacher conference schedule.

## Bonus Resources

See our blog: [blog.remind.com](http://blog.remind.com) for more ideas on how to use Remind for specific subjects and classrooms:

- Project-based learning
- Flipped classroom
- Digital citizenship
- Social and emotional learning
- Special education
- ELA
- ELL
- Distance learning
- STEM

Participate in our community and send us feedback by joining us on:

 **FACEBOOK**  
[facebook.com/remindhq](https://facebook.com/remindhq)

 **TWITTER**  
[@RemindHQ](https://twitter.com/RemindHQ)

 **PINTEREST**  
[pinterest.com/remindhq](https://pinterest.com/remindhq)

